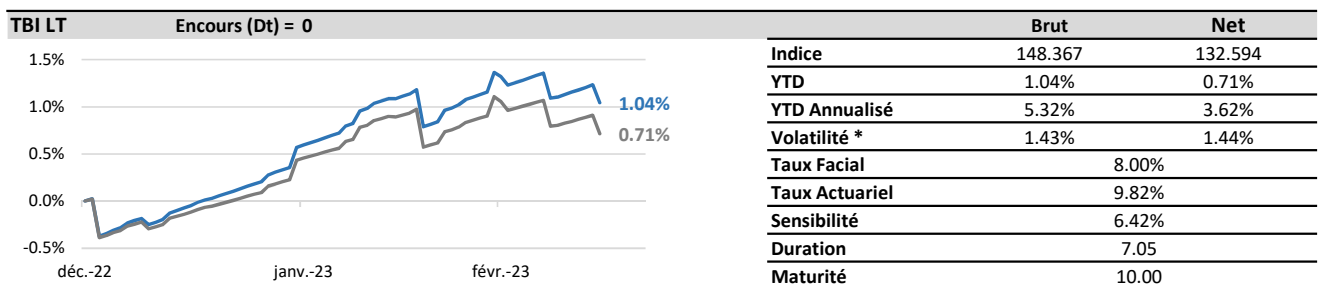
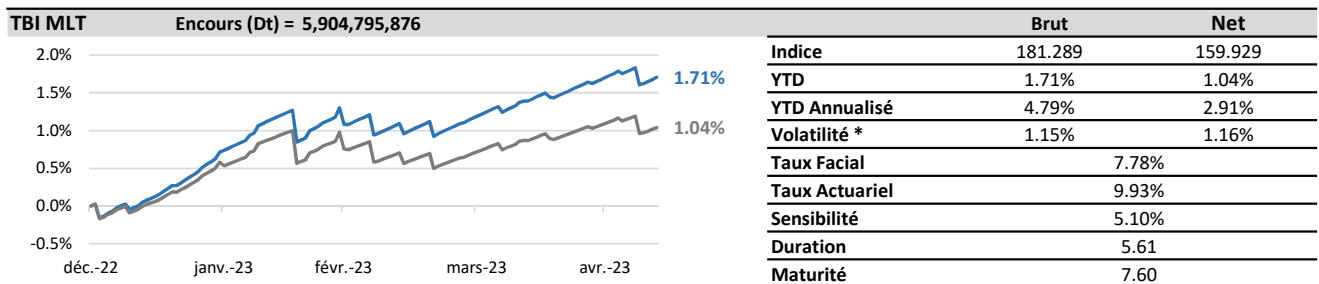
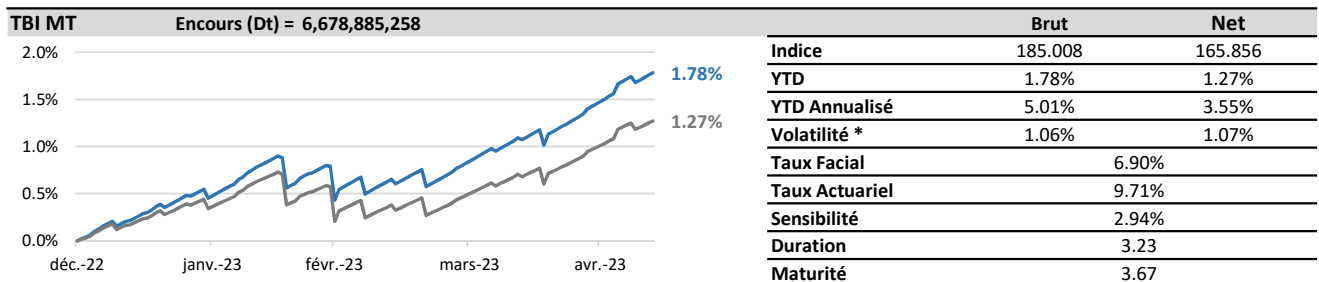
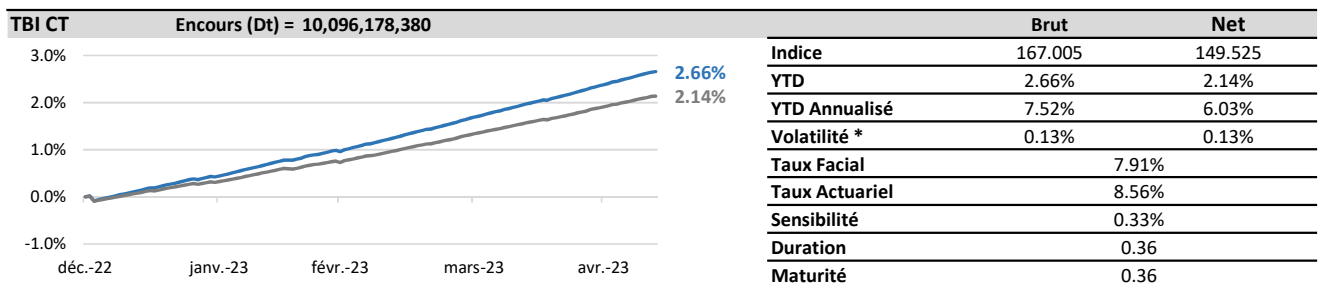
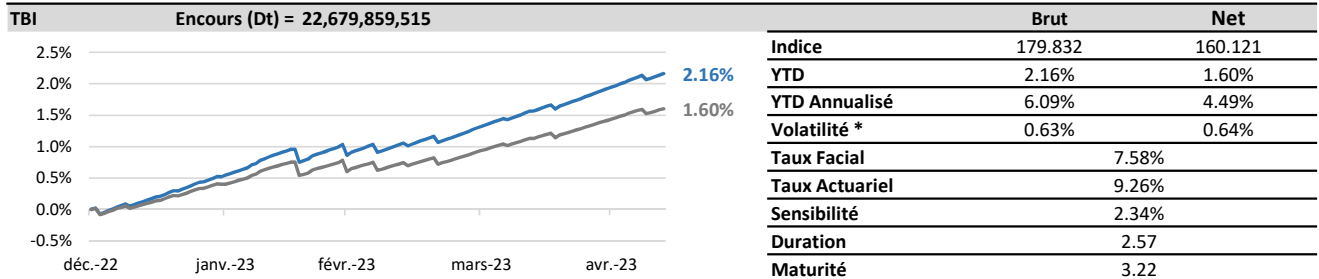




Tunisian Bond Index - TBI -

vendredi 12 Mai 2023



* Volatilité 90j annualisée des rendements de l'indice brut



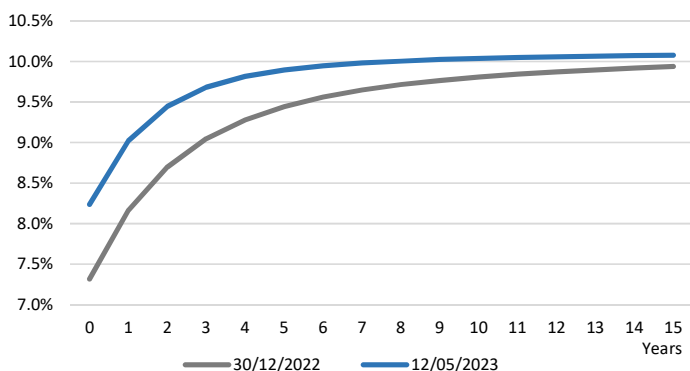
Tunisian Bond Index - TBI -

vendredi 12 Mai 2023

Détail des souches admises dans l'indice

Code ISIN	Type	Libelle	Nominal (DT)	Taux Facial	Date du gisement	17/04/2023	Strate
					Date échéance	Encours	
TNFLNDGPCYH1	BTC	BTC 13 semaines 03/05/2023	1,000		03/05/2023	702,000,000	CT
TNOEL1Y1K9F2	BTC	BTC 52 semaines 31/05/2023	1,000		31/05/2023	10,000,000	CT
TNO3A97DC108	BTC	BTC 13 semaines 31/05/2023	1,000		31/05/2023	361,000,000	CT
TN0008000648	BTA	BTA 6% Juin 2023	1,000	6.00%	15/06/2023	438,599,000	CT
TNV6TFDLKD92	BTC	BTC 26 semaines 19/06/2023	1,000		19/06/2023	1,000,000,000	CT
TN5V6HNGI1L8	BTC	BTC 13 semaines 20/06/2023	1,000		20/06/2023	268,900,000	CT
TNNU5QBS9S65	BTC	BTC 52 semaines 26/06/2023	1,000		26/06/2023	960,000,000	CT
TNALOKJU5AV8	BTC	BTC 52 semaines 18/07/2023	1,000		18/07/2023	1,000,000,000	CT
TNKAYTQL9FA4	BTC	BTC 52 semaines 08/08/2023	1,000		08/08/2023	80,000,000	CT
TNPQG661BH23	BTC	BTC 26 semaines 25/08/2023	1,000		25/08/2023	700,000,000	CT
TN0D88PISNA9	BTC	BTC 26 semaines 29/09/2023	1,000		29/09/2023	900,000,000	CT
TN0008000630	BTA	BTA 6% Octobre 2023	1,000	6.00%	12/10/2023	735,780,000	CT
TNX0UCDP6N19	BTC	BTC 52 semaines 17/10/2023	1,000		17/10/2023	400,000,000	CT
TN750AXC9I48	BTC	BTC 52 semaines 18/10/2023	1,000		18/10/2023	210,000,000	CT
TNSW1R1SDRB5	BTC	BTC 52 semaines 08/11/2023	1,000		08/11/2023	700,000,000	CT
TNZGSIAA6XT2	BTA	BTA 7% Novembre 2023	1,000	7.00%	24/11/2023	401,400,000	CT
TN0008000713	BTA	BTA 6,3% décembre 2023	1,000	6.30%	10/12/2023	306,818,000	CT
TN3G455YO1V5	BTC	BTC 52 semaines 19/12/2023	1,000		19/12/2023	4,000,000	CT
TN54ZITRQAO2	BTC	BTC 52 semaines 10/01/2024	1,000		10/01/2024	702,000,000	CT
TN0008000598	BTA	BTA 6% Janvier 2024	1,000	6.00%	12/01/2024	383,416,000	CT
TNULPNMSIIF0	BTC	BTC 52 semaines 09/04/2024	1,000		09/04/2024	35,000,000	CT
TN0008000366	BTA	BTA 6% Avril 2024	1,000	6.00%	10/04/2024	628,500,000	CT
TN0008000705	BTA	BTA 6,5% juin 2025	1,000	6.50%	11/06/2025	799,607,000	MT
TNOXRGYG8RL8	BTA	BTA 8% Novembre 2025	1,000	8.00%	24/11/2025	469,310,000	MT
TN0008000622	BTA	BTA 6.3% Mars 2026	1,000	6.30%	11/03/2026	804,008,000	MT
TN0008000580	BTA	BTA 6.3% Octobre 2026	1,000	6.30%	14/10/2026	817,500,000	MT
TN0008000721	BTA	BTA 7,2% février 2027	1,000	7.20%	11/02/2027	794,760,000	MT
TN0008000655	BTA	BTA 6.6% Mars 2027	1,000	6.60%	29/03/2027	540,650,000	MT
TN0008000747	BTA	BTA 7,2% Mai 2027	1,000	7.20%	15/07/2027	802,765,000	MT
TN0008000770	BTA	BTA 7.3% décembre 2027	1,000	7.30%	09/12/2027	504,835,000	MT
TN0008000796	BTA	BTA 7.5% janvier 2028	1,000	7.50%	26/01/2028	695,400,000	MT
TN0008000606	BTA	BTA 6.7% Avril 2028	1,000	6.70%	13/04/2028	833,687,000	MT
TN0008000697	BTA	BTA 7% juillet 2028	1,000	7.00%	10/07/2028	237,300,000	MLT
TN0008000812	BTA	BTA 7.5% Décembre 2028	1,000	7.50%	13/12/2028	891,952,000	MLT
TNHUVZNLATV4	BTA	BTA 8% Janvier 2029	1,000	8.00%	31/01/2029	691,378,000	MLT
TN0008000739	BTA	BTA 7,4% février 2030	1,000	7.40%	14/02/2030	309,700,000	MLT
TN0008000762	BTA	BTA 8% novembre 2030	1,000	8.00%	18/11/2030	1,005,919,000	MLT
TN0008000788	BTA	BTA 7% JANVIER 2031	1,000	7.00%	06/01/2031	1,000,000,000	MLT
TN0008000663	BTA	BTA 7,5% Juillet 2032	1,000	7.50%	15/07/2032	954,890,000	MLT
TNJL4N1SD7B2	BTA	BTA 8.8% Septembre 2032	1,000	8.80%	28/09/2032	1,000,000,000	MLT
TN0008000804	BTA	BTA 8% Mars 2033	1,000	8.00%	10/03/2033	273,697,000	MLT

Evolution de la courbe des taux



Structure du TBI par strate

