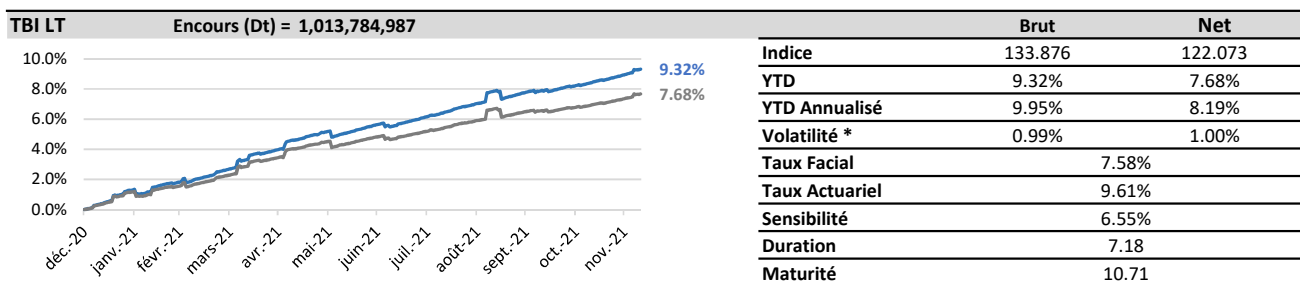
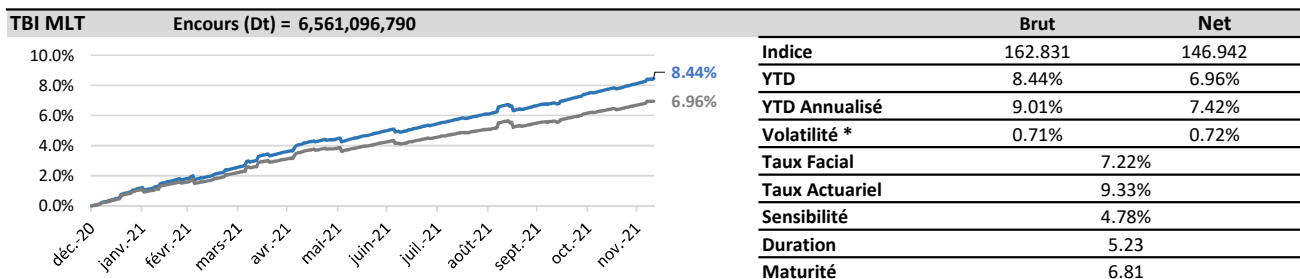
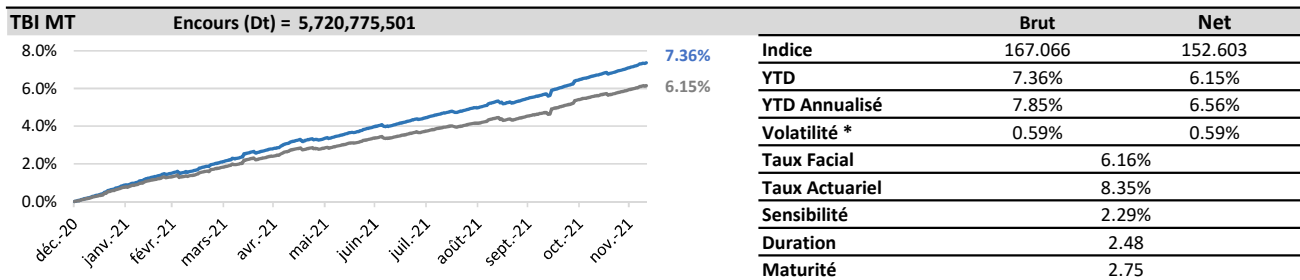
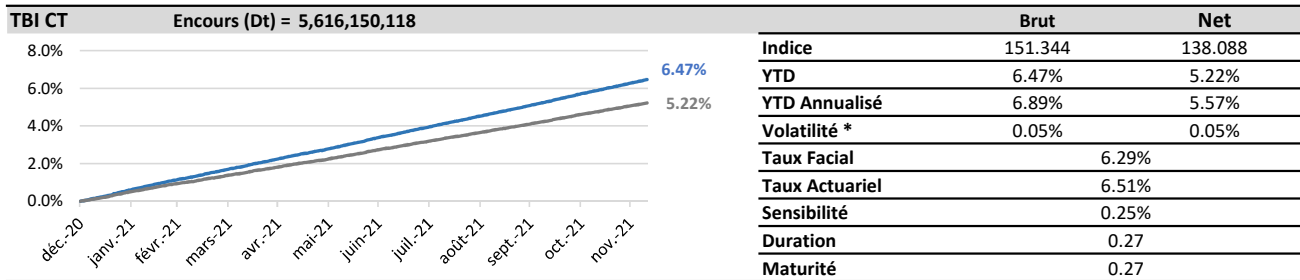
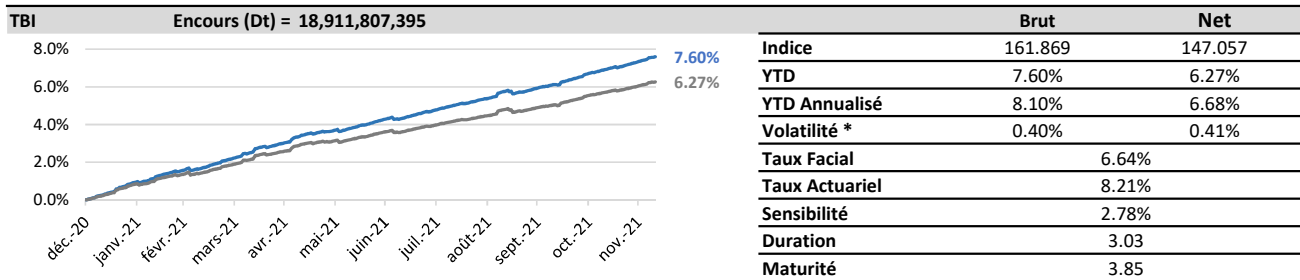




Tunisian Bond Index - TBI -

vendredi 10 Décembre 2021



* Volatilité 90j annualisée des rendements de l'indice brut

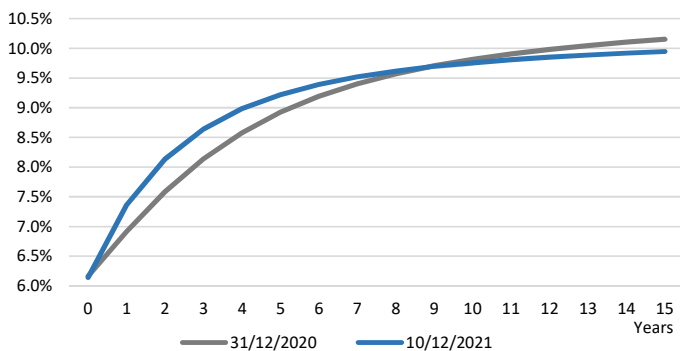


Tunisian Bond Index - TBI -

vendredi 10 Décembre 2021

| Détail des souches admises dans l'indice | | | | Date du gisement | | 15/11/2021 | |
|--|------|----------------------------|--------------|------------------|---------------|---------------|--------|
| Code ISIN | Type | Libelle | Nominal (DT) | Taux Facial | Date échéance | Encours | Strate |
| TN0008004434 | BTC | BTC 52 semaines 16/11/2021 | 1,000 | | 16/11/2021 | 12,400,000 | CT |
| TN0008004442 | BTC | BTC 52 semaines 07/12/2021 | 1,000 | | 07/12/2021 | 600,000,000 | CT |
| TN0008004459 | BTC | BTC 52 semaines 14/12/2021 | 1,000 | | 14/12/2021 | 58,400,000 | CT |
| TN0008004467 | BTC | BTC 52 semaines 22/12/2021 | 1,000 | | 22/12/2021 | 600,000,000 | CT |
| TN0008004475 | BTC | BTC 52 semaines 29/12/2021 | 1,000 | | 29/12/2021 | 552,000,000 | CT |
| TN0008004483 | BTC | BTC 52 semaines 18/01/2022 | 1,000 | | 18/01/2022 | 63,100,000 | CT |
| TNX6CR9HSR70 | BTC | BTC 13 semaines 02/02/2022 | 1,000 | | 02/02/2022 | 651,000,000 | CT |
| TNGPNPQNGM55 | BTC | BTC 13 semaines 09/02/2022 | 1,000 | | 09/02/2022 | 909,800,000 | CT |
| TN0008000614 | BTA | BTA 6% Février 2022 | 1,000 | 6.00% | 11/02/2022 | 808,155,000 | CT |
| TN0008004491 | BTC | BTC 52 semaines 15/02/2022 | 1,000 | | 15/02/2022 | 47,000,000 | CT |
| TN0008000226 | BTA | BTA 6.9% Mai 2022 | 1,000 | 6.90% | 09/05/2022 | 810,661,000 | CT |
| TN3JNED8ZQG9 | BTC | BTC 26 semaines 11/05/2022 | 1,000 | | 11/05/2022 | 100,000,000 | CT |
| TN0008004533 | BTC | BTC 52 semaines 24/05/2022 | 1,000 | | 24/05/2022 | 29,300,000 | CT |
| TN0008000291 | BTA | BTA 5.6% Aout 2022 | 1,000 | 5.60% | 11/08/2022 | 894,875,000 | CT |
| TNICGNVB4EA3 | BTC | BTC 52 semaines 18/10/2022 | 1,000 | | 18/10/2022 | 10,000,000 | CT |
| TNF0DENK9XY8 | BTC | BTC 52 semaines 08/11/2022 | 1,000 | | 08/11/2022 | 25,000,000 | CT |
| TN0008000572 | BTA | BTA 6% Avril 2023 | 1,000 | 6.00% | 13/04/2023 | 953,100,000 | MT |
| TN0008000648 | BTA | BTA 6% Juin 2023 | 1,000 | 6.00% | 15/06/2023 | 438,599,000 | MT |
| TN0008000630 | BTA | BTA 6% Octobre 2023 | 1,000 | 6.00% | 12/10/2023 | 735,780,000 | MT |
| TN0008000713 | BTA | BTA 6,3% décembre 2023 | 1,000 | 6.30% | 10/12/2023 | 306,818,000 | MT |
| TN0008000598 | BTA | BTA 6% Janvier 2024 | 1,000 | 6.00% | 12/01/2024 | 383,416,000 | MT |
| TN0008000366 | BTA | BTA 6% Avril 2024 | 1,000 | 6.00% | 10/04/2024 | 628,500,000 | MT |
| TN0008000705 | BTA | BTA 6,5% juin 2025 | 1,000 | 6.50% | 11/06/2025 | 799,607,000 | MT |
| TN0008000622 | BTA | BTA 6.3% Mars 2026 | 1,000 | 6.30% | 11/03/2026 | 804,008,000 | MT |
| TN0008000580 | BTA | BTA 6.3% Octobre 2026 | 1,000 | 6.30% | 14/10/2026 | 817,500,000 | MT |
| TN0008000721 | BTA | BTA 7,2% février 2027 | 1,000 | 7.20% | 11/02/2027 | 794,760,000 | MLT |
| TN0008000655 | BTA | BTA 6.6% Mars 2027 | 1,000 | 6.60% | 29/03/2027 | 540,650,000 | MLT |
| TN0008000747 | BTA | BTA 7,2 % Mai 2027 | 1,000 | 7.20% | 15/07/2027 | 802,765,000 | MLT |
| TN0008000770 | BTA | BTA 7.3% décembre 2027 | 1,000 | 7.30% | 09/12/2027 | 504,835,000 | MLT |
| TN0008000796 | BTA | BTA 7.5% janvier 2028 | 1,000 | 7.50% | 26/01/2028 | 695,400,000 | MLT |
| TN0008000606 | BTA | BTA 6.7% Avril 2028 | 1,000 | 6.70% | 13/04/2028 | 833,687,000 | MLT |
| TN0008000697 | BTA | BTA 7% juillet 2028 | 1,000 | 7.00% | 10/07/2028 | 237,300,000 | MLT |
| TN0008000812 | BTA | BTA 7.5% Décembre 2028 | 1,000 | 7.50% | 13/12/2028 | 401,014,000 | MLT |
| TN0008000739 | BTA | BTA 7,4 % février 2030 | 1,000 | 7.40% | 14/02/2030 | 309,700,000 | MLT |
| TN0008000762 | BTA | BTA 8% novembre 2030 | 1,000 | 8.00% | 18/11/2030 | 852,004,000 | MLT |
| TN0008000788 | BTA | BTA 7% JANVIER 2031 | 1,000 | 7.00% | 06/01/2031 | 1,000,000,000 | MLT |
| TN0008000663 | BTA | BTA 7,5% Juillet 2032 | 1,000 | 7.50% | 15/07/2032 | 954,890,000 | LT |
| TN0008000804 | BTA | BTA 8% Mars 2033 | 1,000 | 8.00% | 10/03/2033 | 168,697,000 | LT |

Evolution de la courbe des taux



Structure du TBI par strate

